

GMC SUBURBAN



GMC... A TRUCK YOU CAN LIVE WITH

GMC SUBURBAN

GMC Suburban Is A Big-Job Specialist!

Enjoy the space and comfort you desire in the vehicle that has it all! GMC Suburban offers big V8 gasoline or diesel engines in 2-WD and 4-WD half-ton or three-quarter-ton van-type wagons. Suburban can carry up to 9 people with available seating or carry a payload up to 3903 lbs, or, when properly equipped, tow a trailer with a gross weight up to 9500 lbs (C-2500 gasoline engine models). GMC Suburban can do more than any ordinary station wagon.

Room and Versatility to Spare...Suburban's interior roominess starts with a standard 3-passenger bench seat and 144 cubic feet of rear load space. Two available 3-passenger rear seats increase seating capacity to nine persons, with a 35-cu-ft space in back for their luggage. Without the third seat, the right 1/3 of the center split bench seat can be folded flat to provide space for a total of five passengers plus such long cargo as skis, fishing poles, surfboards, lumber, or what-have-you. Or, fold the entire seat for larger cargo loads.

New Appearance and Convenience for '85!...All models sport a new front-end appearance with newly styled grilles and headlamp bezels. Front bench seat cushion contour and backrest angle are revised for greater comfort, and available custom pigskin-grained vinyl and custom textured velour cloth fabrics are new. New wet-arm-type wiper/washer system provides impressive windshield cleaning and wipers operate more quietly than the former system.



Sierra Classic 2-WD Suburban with trailer



Sierra Classic 2-WD Suburban


TOUGH MUSCLE...LUXURY CAR COMFORT



Sierra Classic interior with available seating for nine passengers. Split bench center seat folds flat for easy entry to rear seat.




Standard Sierra interior shown comes in Blue or Saddle Tan



Reclining bucket seats are available for Sierra Classic models in your choice of velour cloth or vinyl trim.



Panel-type rear doors have fixed tinted glass, opening is 37" high by 59.6" wide. New rear door power locks now included in available power door lock system.




Wagon-type tailgate offers available power drop glass, with or without electric defogger.

THREE BEAUTIFUL WAYS TO GO

Sierra Classic. Our available top-level trim permits you to create an exceptionally beautiful interior environment. Everything included in, or available with, Sierra Classic is styled for beauty and crafted for comfort and convenience. Bench seat is standard, or you may select front reclining high-back bucket seats with folding inboard armrests lavishly upholstered in new textured custom velour cloth in Blue, Saddle, or Slate Gray; or new pigskin-grained custom vinyl in Blue or Saddle. Trim includes a deluxe instrument panel with needle-gage instruments; insulated floor carpeting; custom steering wheel and visor mirror.

High Sierra. When you select this available mid-level trim, the standard front bench seat (and available rear seats) can be upholstered in standard grained vinyl or available new pigskin-grained custom vinyl or new textured custom velour cloth in a choice of Blue or Saddle. Trim includes a full-length insulated headliner, front and rear dome lamps with door- or tailgate-operated switches, and color-keyed rubber floor mats.

Sierra (Standard). Suburban's standard trim presents a very attractive exterior and a comfortable interior. A foam-cushioned front bench seat is upholstered in a rich-looking, grained vinyl in a choice of Blue or Saddle Tan; available rear bench seating is covered to match. Included in Sierra are: color-keyed sunshades; door trim panels with integral armrests; cockpit-type instrument cluster; full-length black rubber floor covering; and tinted window glass all around. (Details of all trim levels on pages 6 and 7.)



Sierra Classic gage-type instrument cluster

GMC 4-WD

GASOLINE OR DIESEL



Sierra Classic 4-WD Suburban

Tough Hauler For Rough Country. Ground-gripping 4-WD GMC Suburbans are built truck-tough so they can travel to off-road worksites or funsites with impressive loads of passengers and cargo (up to 3618 lbs including passengers, cargo, and equipment). Suburbans are noted for their trailering ability and 4-WD models are no exception (see page 7 for details).

Manual Hublocks Standard For '85. We believe you'll appreciate the dependability afforded with our standard manual hublocks, especially when you want to equip your 4-WD Suburban for heavy-duty applications such as snowplowing. And, in such cases, we also recommend equipping your vehicle with our available heavy-duty front spring package that also includes heavy-duty front and rear shock absorbers on K-1500 models (stan-

dard on K-2500 models). If your type of operation is less strenuous, you may want to specify available automatic hublocks which permit no-stop shifting into 4-WD at speeds up to 25 MPH. Before ordering, we suggest you check your GMC Dealer about '85 hublock availability.

Rugged 4-WD Chassis. Choose from gasoline or diesel models in half-ton or three-quarter-ton versions. All 4-WD Suburbans are built on a truck-tough foundation, including carbon-steel frame, leaf-spring suspension, and high-capacity front and rear axles. You may add available heavy-duty front quad shock absorbers, locking differential rear axle, and stone shields for the fuel tank and transfer case. Power brakes, power steering, and front stabilizer bar are standard equipment for ease of handling wherever you travel.

6.2L V8 DIESEL ENGINE

The standard engine for Suburban diesel models offers impressive proven performance. High torque output makes the 6.2L a good choice for heavy-duty hauling and towing.

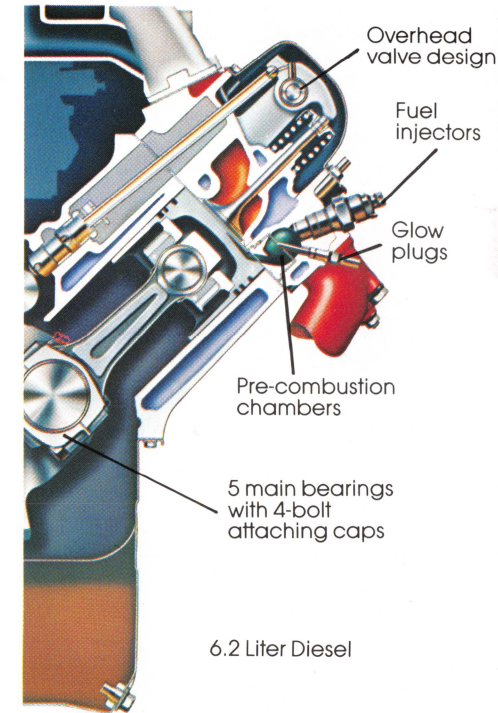
Included with the 6.2L diesel are an engine block heater and fuel heater to help cold-weather starting and a fuel filtration system that helps provide protection from water and dirt in the fuel. Standard features exclusive with diesel models include twin heavy-duty Delco Freedom II batteries, 66-amp Delcotron generator, sound insulation package, and special instrumentation. Ask your GMC Dealer for the full list of diesel-model standard equipment.

GASOLINE ENGINES

5.0 Liter 4-Bbl V8 With Electronic Spark Control (ESC). A high-compression (9.2 to 1) ratio engine that offers impressive horsepower and torque for C-1500 Suburbans. ESC system helps control spark "knock." The 5.0 with ESC is not available in California.

5.7 Liter 4-Bbl V8. A 350-cu-in displacement engine that provides the added horsepower and torque recommended for towing medium and heavy trailers. Features a staged, 4-barrel carburetor.

7.4 Liter 4-Bbl V8. The largest displacement engine available for C-2500 Suburbans. Recommended when the vehicle's maximum trailer-



towing capability is desired. When air conditioning is ordered with this engine, a new electric auxiliary booster fan is included to help provide additional engine cooling.

A WORD ABOUT ENGINES

GMC Trucks are equipped with engines produced at facilities operated by GM car and truck groups, subsidiaries or affiliated companies worldwide.

ENGINE TECHNICAL DATA


EMISSION CLASS	LIGHT-DUTY (GVWR'S UNDER 8500 LBS)			HEAVY-DUTY (GVWR'S 8500 LBS AND OVER)		
	5.0 V8 with ESC	5.7 V8	6.2 V8 Diesel	5.7 V8	7.4 V8	6.2 V8 Diesel
DISPLACEMENT (LITERS)/TYPE	5.0 V8 with ESC	5.7 V8	6.2 V8 Diesel	5.7 V8	7.4 V8	6.2 V8 Diesel
ENGINE ORDERING CODE	LE9*	LS9	LH6	LT9	LE8	LL4
BORE & STROKE, INCHES	3.74 x 3.48	4.0 x 3.48	3.98 x 3.82	4.0 x 3.48	4.25 x 4.0	3.98 x 3.82
COMPRESSION RATIO	9.2:1	8.2:1	21.3:1	8.3:1	7.9:1	21.3:1
SAE NET HORSEPOWER @ RPM	160 @ 4400	165 @ 3800	130 @ 3600	160 @ 3800†	230 @ 3800	148 @ 3600
SAE NET TORQUE LBS/FT @ RPM	235 @ 2000	275 @ 1600	240 @ 2000	250 @ 2800†	360 @ 2800	246 @ 2000

ESC = Electronic Spark Control

*Engine not available in California

†Net HP 155 @ 4000, net torque 240 @ 2800 in California

QUALITY TRUCKS



Cutaway of Sierra Classic 2-WD Suburban

New Value Features. Engineers and designers constantly explore new technologies that can be incorporated into GMC trucks to enhance their value. Here are some new features for 1985 GMC Suburbans: **New Wet-Arm Windshield Wiper/Washer System.** Features washer nozzles mounted on wiper arms for more efficient windshield cleaning. **New Dome Light Switches** for rear side doors and rear panel doors or tailgate to supplement front side door switches on models with interior headliner. **New Hydraulic Clutch System** for models with manual transmissions is self-adjusting, smoother operating. **New Available Aluminum Wheels.** For a sporty look and lighter weight you may opt for cast aluminum wheels on C/K-1500 Suburbans. **New All Seasons Radial Tires.** Standard and all optional highway-type tires for C/K-1500 Suburbans feature a new All Seasons tread for improved traction in mud and snow.

VALUE-PROVEN STANDARD FEATURES:

- Flow-through power ventilation circulates air through the interior when the heater fan is on, forcing stale air out through door vents when

- windows are closed • Double-wall construction of hood, front fenders, side doors, rear doors, or tailgate • Girder-beam front suspension on 2-WD models permits front wheels to take bumps independently • Two-stage multileaf rear springs provide a soft ride under light load and firmer support as load increases • Salisbury-type rear axle features a large ring gear, roller bearings, and a wide range of ratios—locking differential is available with certain ratios • Steel-belted, radial-ply tires for good performance • Power brakes with audible front disc pad wear sensors • Delco Freedom II battery never needs water — just routine checking of built-in charge indicator • Handy multifunction switch on steering column provides fingertip control of direction signals, windshield wash/wipe, headlamp hi-beam, and optional electronic speed control • Ignition switch buzzer warns if key is left in switch.

EXTENSIVE ANTI-CORROSION MEASURES:

Traditional GMC anti-corrosion treatments include the use of corrosion-resistant steels for many parts of the body and sheet metal. In

addition, special Elpo-Dip priming coats the entire body.

Aluminum wax preservative and special sealers are used in critical areas to ward off contaminants. Lustrous, baked-on acrylic enamel is used for the finish coat, preceded by a special anti-chip coating sprayed on lower fender and body surfaces. Ask your GMC Dealer for full details of anti-corrosion measures.

GMC COMMITMENT PLUS:

To show our appreciation should you decide to purchase an eligible 1985 GMC Light-Duty Truck, your dealer will fill your factory-installed fuel tank at time of delivery, and you will receive a Personalized Identification Card to include with your Owner Package. Applies to retail sales only.

GMC AVAILABLE ACCESSORIES

The time you spend in your new Suburban can be even more enjoyable with the addition of available convenience items, dress-up options, or audio equipment. New available equipment for 1985 includes: color-keyed rubber floor covering for center rear seat area; lock for panel rear doors added to power door lock package (rear door power lock also available separately); front tow hooks for 2-WD models; and cast-aluminum wheels for C/K-1500 models.

Look over the items pictured at the right and listed in the chart below to enhance the value of your Suburban.

NOTE: Some items are restricted to, or are standard on, certain models. Check with your GMC Dealer for details.

GM Protection Plan:

An option that offers service protection beyond that provided by GM's new vehicle limited warranty. Available only in the USA and Canada during the 1985 model year. See your dealer for details.




Comfortilt steering wheel



Electronic-type automatic speed control

Quartz electric clock




Front air conditioning




Delco radios: AM, AM/FM, AM/FM stereo, AM/FM stereo with cassette tape player



Full wheel covers



Power door locks and/or power windows




Rear air conditioning (requires front air conditioning)

STANDARD AND AVAILABLE EQUIPMENT

TRIM LEVEL		SIERRA (STD)	HIGH SIERRA (Z62)	SIERRA CLASSIC (YE9)	
EXTERIOR APPEARANCE					
GRILLE/HEADLAMP BEZELS	Light/Dark Argent Painted Molded Plastic; Bezels for Single Rectangular Headlamps	S	S	—	
	Light/Dark Argent Painted Molded Plastic; Bezels for Dual Headlamps	A(1)	A(1)	S	
IDENTIFICATION	Front Fender	Specific Nameplate with Series Designation	S	S	S
		"6.2 Litre Diesel" Nameplate (6)	S	S	S
	Grille	Integral GMC Letters	S	—	—
		Bright Applied GMC Letters	A(1)	S	S
	Hood	Bright Ornament with "6.2 Litre Diesel" Lettering (6)	S	S	S
		Bright Ornament w/GMC Lettering (7)	A(2)	A(2)	A(2)
Rear Doors/Tailgate	Bright "Suburban" Nameplate with GMC Letters	S	S	S	
	"Diesel 6.2L" Nameplate (6)	S	S	S	
ORNAMENTATION	Body Side/Rear Moldings	Black Plastic with Bright Trim	A	S	—
		Bright Plastic with Black Trim	A(3)	A(3)	—
		Custom Black Plastic with Bright Trim	A(3)(4)	A(3)(4)	—
		Deluxe Bright Plastic with Black Trim	A(3)(4)	A(3)(4)	S(3)(4)
	Bright Drip Moldings Over Side Doors, Rear Doors or Tailgate	S	S	S	
	Bright Grille and Headlamp Bezel Outline Moldings	S	S	S	
	Bright Front Side Marker and Tail Lamp Trim	—	S	S	
	Bright Windshield and Side Rear Quarter Window Trim	—	S	S	
	WHEELS/WHEEL TRIM	Bright Metal Hubcaps	S	S	S
		Bright Metal Wheel Covers (C/K-1500 only)	A	A	A
Cast Aluminum Wheels (C/K-1500 only)		A	A	A	
Silver Painted Rally Wheels (C/K-1500 only)		A	A	A	
Special Bright Metal Wheel Covers (C/K-2500 only)		A	A	A	
White Painted Conventional Wheels (includes spare on C/K-1500)		S	S	S	
White Painted Styled Wheels (K-1500 only)	A	A	A		

TRIM LEVEL		SIERRA (STD)	HIGH SIERRA (Z62)	SIERRA CLASSIC (YE9)	
INTERIOR APPEARANCE					
FLOOR COVERING	Color-Keyed Carpeting; Full-Length Including Rear Wheelhousings	—	—	S	
	Color-Keyed Rubber Mat in Front Seat Area; Embossed Black Rubber For Center and Rear Seat Areas (Color-Keyed Rubber Substituted with Optional Center Seat)	—	S	—	
	Embossed Black Rubber Mats Throughout	S	—	—	
GARNISH MOLDINGS/TRIM PANELS	Cowl Sides	Full Color-Keyed Plastic (8)	—	—	S
		Partial Color-Keyed Plastic (7)	S	S	—
	Pillars	Color-Keyed Plastic on Windshield and Center Door Pillars	—	S	S
		Color-Keyed Plastic on Rear Lock Pillars	—	—	S
Rear Doors	Color-Keyed Vinyl-Covered Hardboard Trim Panels with Carpet Trim on Lower Doors; Color-Keyed Plastic Garnish Moldings on Inner Doors	—	—	S	


TRIM LEVEL		SIERRA (STD)	HIGH SIERRA (Z62)	SIERRA CLASSIC (YE9)	
INTERIOR APPEARANCE (contd)					
GARNISH MOLDINGS/TRIM PANELS (contd)	Rear Quarter Areas	Body Color Painted Steel Lower Panels	S	S	—
		Color-Keyed Vinyl-Covered Plastic Trim Panels with Carpet Trim on Lower Areas; Color-Keyed Plastic Garnish Moldings in Upper Areas	—	—	S
	Side Doors	Color-Keyed Embossed Plastic Trim Panels with Integral Armrests Plus Ashtrays in Rear Doors	S	S	—
		Color-Keyed Embossed Plastic Trim panels with Integral Armrests, Upper Insert with Pewter Tone Brushed Metal Finish, Cloth Insert in Armrest Area. Lower Carpeted Area with Bright Trim, Front Door Closing Assist Straps and Map Pockets, and Ashtrays in Rear Doors	—	—	S
E55 Gate	Color-Keyed Plastic Trim Panel with Carpet Trim	—	—	S	
HEADLINER & MOLDINGS	Full-Length Color-Keyed Perforated Cloth on Molded Fiberglass with Matching Plastic Retainer Moldings (8)	—	—	S	
	Full-Length Color-Keyed Perforated Molded Plastic with Fiberglass Backing and Matching Retainer Moldings (7)	A	S	—	
INSTRUMENT PANEL TRIM	Instrument Cluster Bezel	Black Crackle Finish and Bright Trim	S	—	—
		Pewter Tone Brushed Metal Finish and Bright Trim	—	S	S
	Instrument Panel Pad Applique	Black Crackle Finish with Specific Nameplate	S	S	—
STEERING WHEEL TRIM	Black Horn Button with Red GMC Lettering	—	—	S	
	Black Horn Button with Red GMC Lettering and Bright Trim	—	—	S	
COMFORT/CONVENIENCE/PROTECTION					
BUMPERS	Chromed Front and Rear	S	S	S	
	Deluxe Chromed Front and Rear (includes black rubber rub strips)	A	A	A	
FLOOR MATS	Color-Keyed Rubber; Front or Front and Center Rear	—	—	A	
GLASS	Deep-Tinted Glass For Side Rear Doors and Side Rear Quarter Windows	A	A	A	
	Deep-Tinted Glass For Side Rear Doors, Side Rear Quarter Windows, and Rear Doors/Tailgate	A	A	A	
	Electric Tailgate Window (for E55 models)	A	A	A	
	Tinted Glass All-Around	S	S	S	
GUARDS	Bright Door Edge	A	A	A	
	Chromed Front Bumper (not available with Deluxe Front Bumper)	A	A	A	
HEATING/COOLING/DEFOGGING	Air Conditioning, Front or Front and Rear	A	A	A	
	Cold Climate Package (7)	A	A	A	
	Electric Rear Window Defogger (E55 models)	A	A	A	
	Flow-Through Power Ventilation	S	S	S	
	Heater/Defogger, Heavy-Duty Outside Air Type (6)	A	A	A	
	Heater/Defogger, Outside Air Type	S	S	S	




Platform trailer hitch (requires Trailing Special Equipment)




Trailing with Suburban



Roof marker lamps



Rally wheels



Aluminum Wheel

TRAILERING WITH GMC SUBURBAN

Suburbans are noted for their ability to pull trailers. A properly equipped C-2500 Suburban can move up to 15,500 lbs Gross Combination Weight — that includes everything going down the road (vehicle, passengers, cargo, and trailer).

GMC offers a Trailing Special package that includes: a 9500-lb-capacity weight-distributing platform hitch with a maximum 1000-lb tongue load; a 7-wire trailer wiring harness; an engine-oil cooler (gasoline models); transmission-oil cooler; power steering where not already standard; heavy-duty front and rear shock absorbers for gasoline-engine C-1500 models; and a heavy-duty 66-amp DelcoTron generator for gasoline models — almost all of the equipment you need to properly tow a trailer. Charted below are the various powertrain requirements for the Trailing Special package, as well as the Gross Combination Weight Rating (GCWR) obtained with this equipment.

TRAILERING SELECTOR GUIDE BY GCWR

MODEL SERIES	C-1500 K-1500		C-1500 K-1500		C-2500 K-2500			C-2500 K-2500			C-2500		
	10,500	11,500	10,000	11,000	11,500	12,500	14,000	11,000	12,000	13,500	12,000	14,000	15,500
GCWR (1)	10,500	11,500	10,000	11,000	11,500	12,500	14,000	11,000	12,000	13,500	12,000	14,000	15,500
AXLE RATIO	3.42	3.73(2)	3.42	3.73(2)	3.73	4.10	4.56(3)	3.73	4.10	4.56(3)	3.21	3.73	4.10
ENGINE	LS9 5.7 Liter V8 Gasoline		LH6 6.2 Liter V8 Diesel		LT9 5.7 Liter V8 Gasoline			LL4 6.2 Liter V8 Diesel			LE8 7.4 Liter V8 Gasoline		
TRANSMISSION	Automatic		Automatic		Automatic			Automatic			Automatic		

(1)Gross Combination Weight Rating with selected engine and rear axle ratios. Refer to the 1985 GMC Trailing Guide for further information.

(2)Except Series C-1500 in California

(3)Series C-2500 only

TRIM LEVEL		SIERRA (STD)	HIGH SIERRA (Z62)	SIERRA CLASSIC (YE9)
COMFORT/CONVENIENCE/PROTECTION (contd)				
HEATING/COOLING/DEFOGGING (contd)	Rear Heater	A	A	A
HORN	Single Electric (Low-Note)	S	S	S
	Additional Electric (High-Note)	—	S	S
INSTRUMENT CLUSTER	Gage-Type	A	A	S
	Quartz-Type Electric Clock (requires gage-type cluster)	A	A	A
	Warning-Light Type	S	S	—
INSTRUMENT PANEL	Central Tip-Out Ashtray	S	S	S
	Cigarette Lighter with Ashtray Illumination	A	S	S
	Color-Keyed Energy-Absorbing Pad	S	S	S
	Right-Hand Stowage Compartment with Latch	S	S	S
INTERIOR LAMPS	Dome: Front and Rear with Door or Tailgate Operated Switches (8)	A(5)	S	S
	Map (under instrument panel at center)	S	S	S
MIRRORS	Dual Chromed Exterior, Conventional Type	S	S	S
	Dual Painted or Stainless Steel Exterior, Below Eyeline Type	A	A	A
	Dual Stainless Steel Exterior, Camper Type	A	A	A
	Interior Rear View, Prismatic Type	S	S	S
	Interior Right-Hand Visor	—	—	S
POWER DOOR LOCKS/WINDOWS	Available Separately or Together in Operating Convenience Package	A	A	A
RADIOS/ANTENNAS	AM, AM/FM, AM/FM Stereo, and AM/FM Stereo with Cassette Tape	A	A	A
	Windshield Antenna (included with optional radios)	A	A	A
SEATS/SEAT BELTS	Full-Foam 3-Passenger Front Bench with Outboard Retractable Lap/Shoulder Belts and Manual Center Lap Belt	S	S	S
	Full-Foam 3-Passenger Folding Center Bench Divided into Two Sections with Outboard Retractable Lap Belts and Manual Center Lap Belt (includes carpet trim on rear face of seat backs)	A	A	A
	Full-Foam 3-Passenger Quick-Disconnect Removable Rear Bench with Armrests and Three Manual Lap Belts (includes ashtrays in armrests)	A	A	A
	Full-Foam Driver and Passenger Buckets with Reclining Backrests and Inboard Folding Armrests (includes standard retractable lap/shoulder belts)	—	—	A
STEERING WHEEL/COLUMN	Black Energy-Absorbing Column with Anti-Theft Locking	S	S	S
	Two-Spoke Soft Black Plastic Wheel, Comfortilt Type	A	A	A
	Two-Spoke Soft Black Plastic Wheel, Conventional Type	S	S	S
SUNSHADES	Color-Keyed Padded LH/RH	S	S	S
WINDSHIELD WIPERS/WASHERS	Electric; Two-Speed Wipers; Wet Arm Type Washers	S	S	S
	Electric; Two-Speed Wipers with Intermittent Wipe Feature; Wet Arm Type Washers	A	A	A
OTHER EQUIPMENT (See Data Book for details.)				

IMPORTANT! A WORD ABOUT THIS CATALOG:

We have tried to make this catalog as comprehensive and factual as possible and we hope you find it helpful. However, since the time of printing, some of the information you'll find here may have been updated. Also, some of the equipment shown or described throughout this catalog is available as factory-installed options, as dealer accessories, and as specialized equipment from various independent suppliers at extra cost. Your dealer has details and, before ordering, you should ask him to bring you up to date. The right is reserved to make changes at any time, without notice, in prices, colors, materials, equipment, specifications, and models. Check with your GMC Dealer for complete information.

A WORD ABOUT ASSEMBLY, COMPONENTS, AND OPTIONAL EQUIPMENT IN THESE GMC PRODUCTS:

The GMC Trucks described in this catalog are assembled at facilities operated by General Motors or GM of Canada. These vehicles incorporate thousands of different components produced by car and truck groups and various component divisions of GM and by various suppliers to General Motors. From time to time during the manufacturing process, it may be necessary, in order to meet public demand for particular vehicles or equipment, or to meet federally mandated emissions, safety, and fuel economy requirements, or for other reasons, to produce GMC products with different components or differently sourced components than initially scheduled. All such components have been approved for use in GMC products and will provide the quality performance associated with the GMC name.


With respect to extra-cost optional equipment, make certain you specify the type of equipment you desire on your vehicle when ordering it from your dealer. Some options may be unavailable when your truck is built. Your dealer receives advice regarding the current availability of options. You may ask the dealer for this information. GM also requests the dealer to advise you if an option you ordered is unavailable. We suggest that you verify that your truck includes the optional equipment you ordered, or if there are changes, that they are acceptable to you.

These vehicles are also available under the Chevrolet nameplate (Series C10, C20, K10, K20 Suburban).


A WORD ABOUT UPDATED SERVICE INFORMATION:

GMC Truck & Coach Operation regularly sends its dealers useful service bulletins about GMC Truck products. GMC Truck & Coach Operation monitors product performance in the field. We then prepare bulletins for servicing our products better. Now you can get these bulletins, too. Ask your dealer. To get ordering information, call toll free 1-800-551-4123.

PAINT SCHEMES



Standard Solid Paint Scheme



Available Special Two-Tone



Available Exterior Decor Package

Standard Paint Suburban offers a choice of 10 solid colors. Black or bright body side moldings are available with standard paint scheme.

Available Special Two-Tone for added distinction. Includes two-tone paint and bright-trimmed black lower body side and rear moldings (Sierra models) plus bright wheel opening moldings and bright side marker and taillight trim (Sierra and High Sierra models). Second color is applied below body side and rear moldings.

Available Exterior Decor Package This attractive option includes the moldings and bright trim described above, upper body side and rear decal stripes coordinated to your choice of 23 two-tone paint combinations, and stand-up hood ornament for gas-engine models.

EXTERIOR PAINT COLORS



Frost White Silver (M) Midnight Black Light Blue (M) Midnight Blue Colonial Yellow Doeskin Tan Desert Sand (M) Indian Bronze (M) Apple Red

For accurate colors, ask your GMC Dealer to show you actual paint color chips and fabric swatches.

GMC TRUCKS
GENERAL MOTORS CORPORATION
TRUCK & BUS GROUP

Let's Get It Together...Buckle Up.

Every new 1985 GMC Light Duty truck delivered by a GMC Truck Dealer in the United States comes with a one-year, \$10,000 seat belt insurance certificate from MIC General Insurance Corporation at no additional charge. \$10,000 will be paid to the estate of any occupant who suffers fatal injuries as a result of an accident involving that vehicle while wearing a GM seat belt. Buckle up every time you drive.



MARK OF EXCELLENCE

TECHNICAL INFORMATION

MODEL TYPE	DRIVE TYPE	GASOLINE ENGINE				DIESEL ENGINE			
		2-wheel		4-wheel		2-wheel		4-wheel	
SERIES		C-1500	C-2500	K-1500	K-2500	C-1500	C-2500	K-1500	K-2500
GROSS VEHICLE WEIGHT RATING (lb)	Standard Available	6100 (1) 6800	8600 —	6100 (1) 7000	8600 —	7000 —	8600 —	7000 (1) 7300 (2)	8600 —
ENGINE/TRANSMISSION AVAILABILITY									
5.0L V8/4-speed automatic overdrive		std (3)	—	—	—	—	—	—	—
5.7L V8/4-speed manual		—	std	std (3)	std	—	—	—	—
5.7L V8/3-speed automatic		—	avail	—	avail	—	—	—	—
5.7L V8/4-speed automatic overdrive		avail	—	avail	—	—	—	—	—
7.4L V8/3-speed automatic		—	avail	—	—	—	—	—	—
6.2L V8/3-speed automatic		—	—	—	—	—	std	—	std
6.2L V8/4-speed automatic overdrive		—	—	—	—	std	—	std	—
FRONT SUSPENSION									
		independent, coil springs (2-WD); Salisbury axle, leaf springs (4-WD)							
Capacity (lb)		3250	3800	3600	3800	3400	3800	3600	3800
Spring capacity (lb) (4)	Standard Available	1625 —	1900 —	1850 2250	1850 2250	1700 —	1900 —	1850 2250	1850 2250
Shock absorber diameter (mm)	Standard Available	25 32	32 —	25 32 (5)	32 (5)	25 32	32 —	25 32 (5)	32 (5)
Stabilizer bar diameter (in)	Standard Available	— 1.06	1.06 1.25	1.25 —	1.25 —	1.06 —	1.06 1.25	1.25 —	1.25 —
REAR SUSPENSION									
		Salisbury axle, leaf springs							
Axle capacity (lb)		4000	6000	4000	6000	4000	6000	4000	6000
Spring capacity (lb) (4)		2000	3000	2000	3000	2000	3000	2000	3000
Shock absorber diameter (mm)	Standard Available	25 32	32 —	25 32 (5)	32 (5)	25 32	32 —	25 32 (5)	32 (5)
BRAKES									
		hydraulic, front disc/rear drum							
Power booster		vacuum		vacuum		hydraulic		hydraulic	
Parking		cable to rear wheels							
STEERING									
		manual (power available)		power		power		power	
TIRES (All Seasons type on C-1500/2500 models)									
		radial ply							
	Standard	P235/75R15	LT235/85R16D/E	P215/75R15	LT235/85R16D/E	P235/75R15XL	LT235/85R16D/E	P235/75R15	LT235/85R16D/E
	Available	various (consult your GMC Dealer)							
FUEL TANK CAPACITY (gal)									
	Standard Available	25 31,40	25 31,40	25 31,40	25 31,40	27 32,41	27 32,41	27 32,41	27 32,41
BATTERY CCA									
		405 std, 515 avail				dual 550		dual 550	
GENERATOR AMPS									
		37 std; 66 avail (6)				66 (6)		66 (6)	

CCA = Cold Cranking Amps

- 1 - Not available with optional second rear seat.
- 2 - Requires optional second rear seat.
- 3 - Not available in California.
- 4 - At ground, each.
- 5 - Front Quad Shocks available (four 25 mm front, two 32 mm rear).
- 6 - 78-amp generator substituted when optional rear heater and rear window defogger are used in combination on tailgate type models.